



**EDEN PRAIRIE SCHOOLS**  
Inspiring each student every day

## EDEN PRAIRIE SCHOOLS BUDGET GUIDE

A friendly overview of Eden Prairie Schools' finances and budget



**2022-23**



# General Fund

The general fund is used to account for the basic K-12 and EP Online education operations including teacher salaries and other education activities, district instructional and student support programs, expenditures for district administration, normal operations and maintenance, and legal school district expenditures not specifically designated to be accounted for in any other fund.

## Other EP Funds

### Food Service

Includes activities for the purpose of preparation and service of milk, meals, and snacks in connection with school and community service activities.

### Community Education Fund

Comprised of four components, each with its own fund balance. The four components are Community Service, Community Education, School Readiness and Early Childhood Family Education.

### Capital Outlay Fund

Used for major equipment purchases, building maintenance and repair, and health and safety projects.

### Debt Service

Used for repayment of principal and interest on district debt. Expenditures and revenue in this fund is fixed according to the debt payment schedule. Some of the current debt being paid through this fund includes deferred maintenance projects and refunding bonds.

### Building Fund

When the school district is involved in a voter-approved building project, the bond proceeds and project expenditures must be separate from all other funds. This fund also accounts for the biannual bond proceeds for long term facility maintenance projects.

### Internal Service Fund

Used to maintain the school district's self-insured medical and self-insured dental plans.

### Trust Fund

Used to account for assets that are held in the Other Post-Employment Benefits trust.

### Custodial Fund

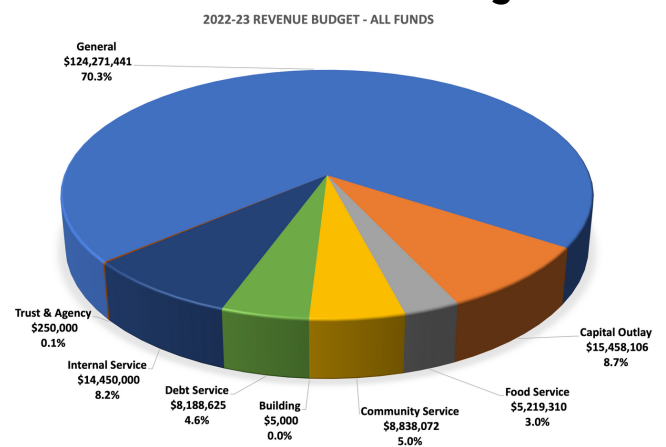
Used as a "Flow Through" mechanism in which the District receives funds and distributes these funds to an organization, with no financial benefit to the District.

### Fund Balance

Similar to a savings account that can be used to cover unforeseen costs. School Board policy requires the district to maintain a minimum fund balance equivalent to at least eight percent of general fund expenditures for the year.

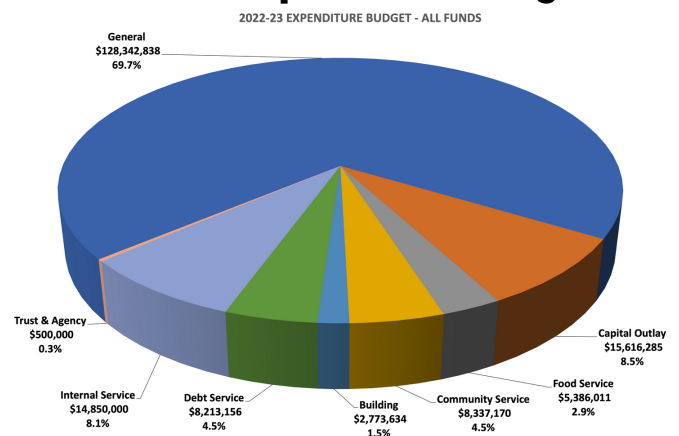


## 2022-23 Revenue Budget



Total: \$176,680,554

## 2022-23 Expenditure Budget



Total: \$184,019,094

## Financial Stewardship

In 2014, voters passed an operating referendum. The district ensured that revenue received would last 5 years and an 8% unassigned fund balance would be maintained. The School Board has approved asking the community to increase the referendum in November 2022 to continue our educational excellence, opportunities and choice programming.

# Sources of General Fund Revenue

## State Aids

State Aids include the general education per pupil aid set by the state legislature. It also includes special education aid, compensatory aid, operating capital for equipment and facilities maintenance, and gifted and talented aid. The majority of the district's funding comes from state aids.

**\$87,971,541 Budgeted for Fiscal Year 2023**  
**70.8% of Total Revenue**

## Federal Aid

Includes grants for Title I, Title II and Title III programs as well as funds to support special education needs. This also includes COVID-19 Federal Relief Aid.

**\$5,981,097 Budgeted for Fiscal Year 2023**  
**4.8% of Total Revenue**

## Local Property Taxes

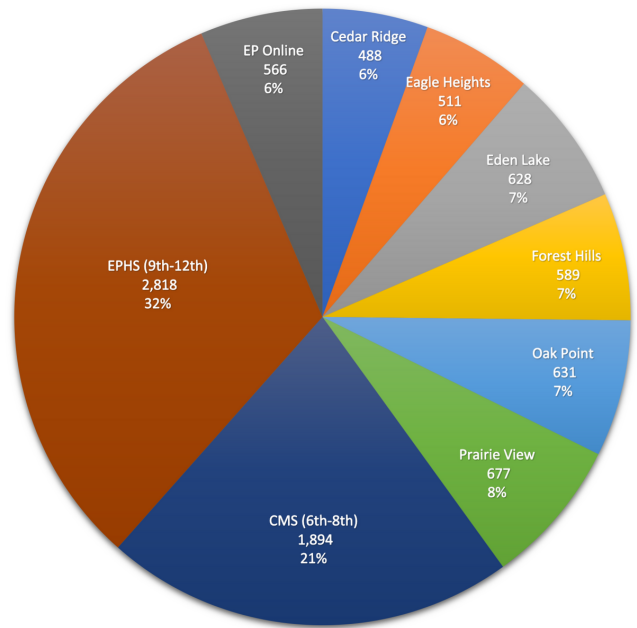
Includes taxes the district collects from property owners in the district. Typically these are voter-approved through levy referendum.

**\$27,101,403 Budgeted for Fiscal Year 2022**  
**21.8% of Total Revenue**

## Other

Revenues including student activity fees, student parking fees, interest income from investments, facility rental monies and gifts to the district.

**\$3,217,400 budgeted for Fiscal Year 2022**  
**2.6% of Total Revenue**



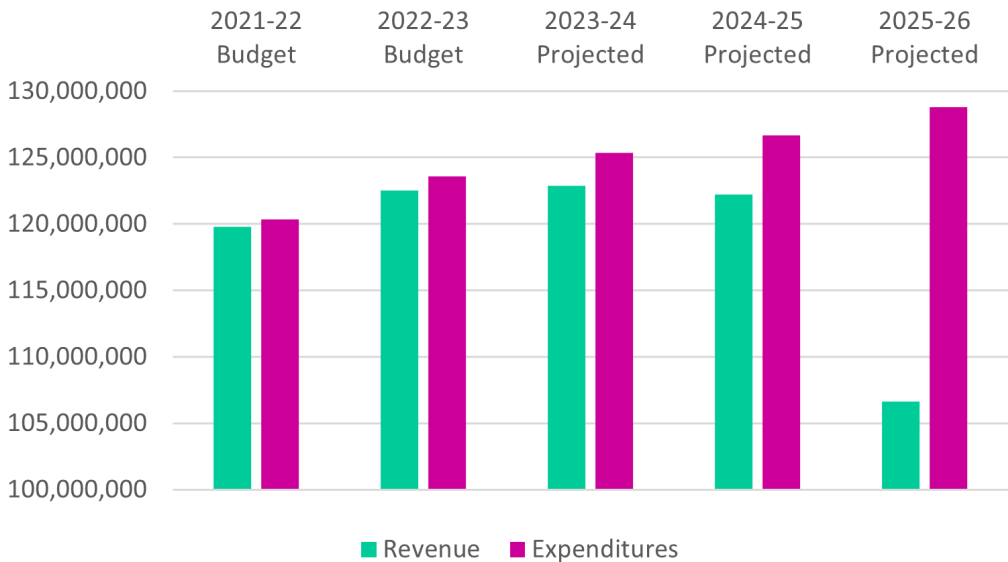
Enrollment Breakdown by School (As of Oct. 1, 2021)

# Enrollment Trends

Understanding enrollment trends is essential to preparing a successful budget because of how much revenue is directly associated with the amount of pupils a district has. For the past several years, Eden Prairie Schools has experienced a decline in enrollment based on smaller incoming kindergarten classes versus the graduating 12th grade class. The October 1, 2021 enrollment increased due to the addition of our EP Online comprehensive online school. We have conservatively budgeted for declining enrollment in fiscal year 2023, as this assumption matches the declining enrollment trends we have seen over the past several years. EP Online does provide future enrollment growth potential as we work to expand this program.

# Multi-Year Budget Projections

In cooperation with the district's Citizen's Finance Advisory Committee, a financial projection model is used to project future years' fiscal conditions. A policy (School Board Executive Limitation, Financial Planning and Budgeting) incorporates assumptions that do not allow the superintendent or financial planning and budgeting to deviate materially from the School Board's Ends priorities, risk financial jeopardy or fail to be derived from a multi-year plan.



# Recognizing the 2021 Annual Comprehensive Financial Report



ASBO Certificate of Excellence - 22 Years Running



GFOA Certificate of Achievement for Excellence -  
8 Years Running



8100 School Road Eden Prairie, MN 55344 952-975-7000  
[www.edenpr.org](http://www.edenpr.org)